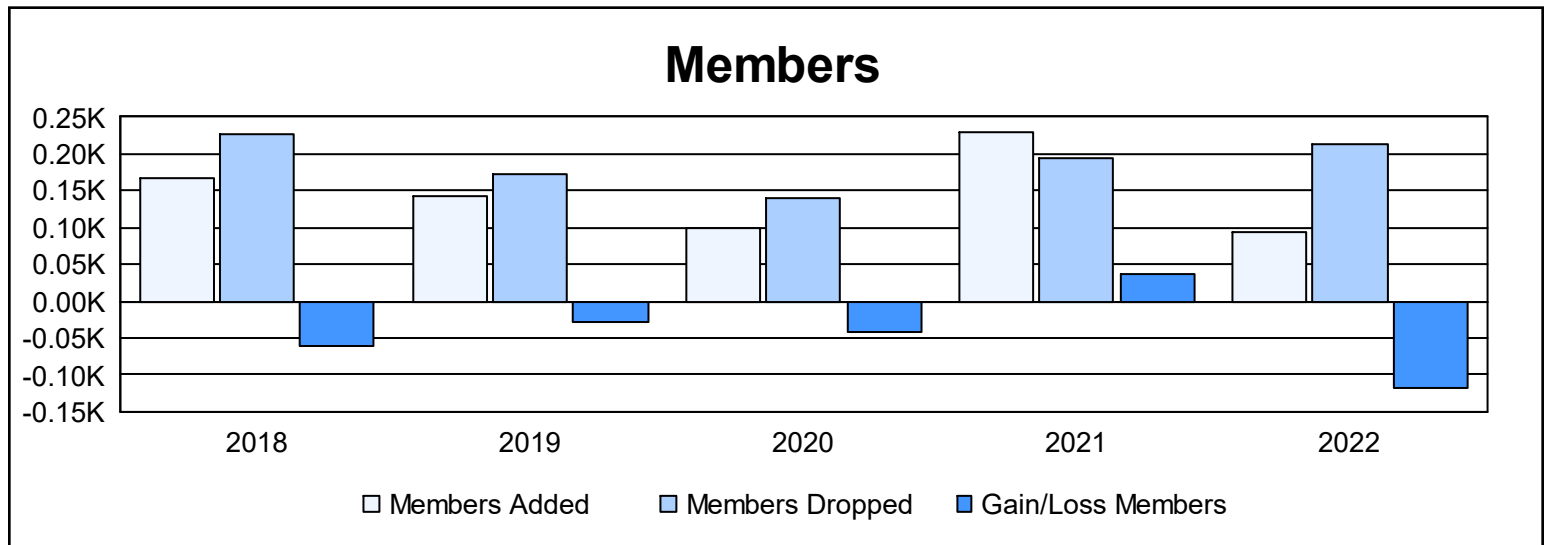
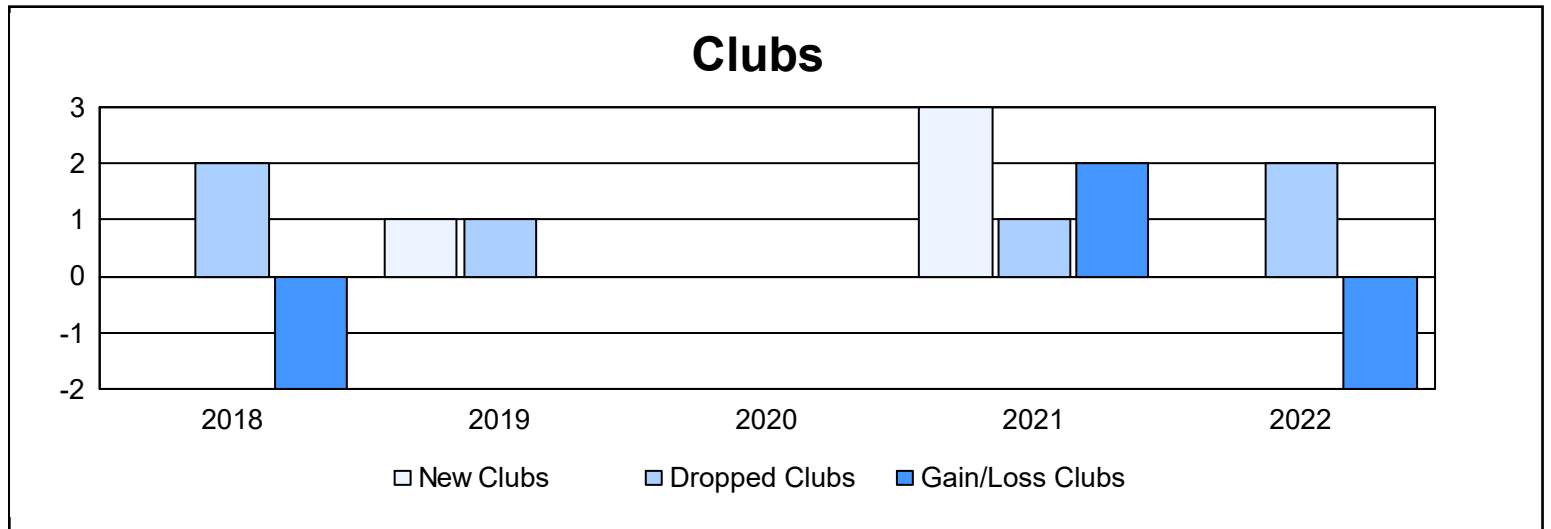
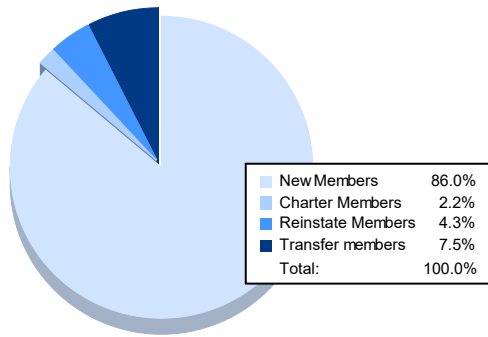


Year	New Clubs	Dropped Clubs	Gain/ Loss Clubs	New Members	Charter Members	Reinstate Members	Transfer Members	Total Member Added	Total Members Dropped	Gain/ Loss Members
2017-2018	0	2	-2	145	0	16	7	168	228	-60
2018-2019	1	1	0	115	24	3	1	143	172	-29
2019-2020	0	0	0	89	0	2	7	98	141	-43
2020-2021	3	1	2	134	87	3	5	229	193	36
2021-2022	0	2	-2	80	2	4	7	93	212	-119
<b>Average</b>	<b>1</b>	<b>1</b>	<b>0</b>	<b>113</b>	<b>23</b>	<b>6</b>	<b>5</b>	<b>146</b>	<b>189</b>	<b>-43</b>



### Membership Composition June 2022 Cumulative



### Gender Composition June 2022 Cumulative

